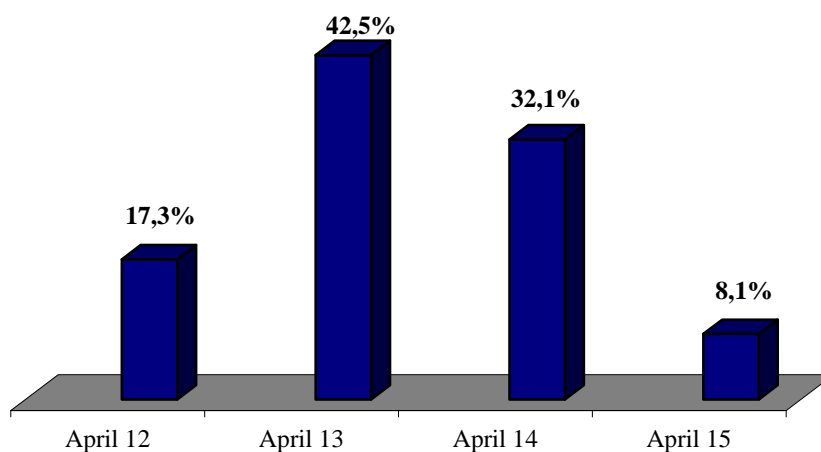


Euroindex Ltd. would like to present you the summary of results of the 15th international trade show of power engineering, energy-saving, and electrical engineering, **elcomUkraine 2011**.

Net exhibition space of elcomUkraine, EIA and TechnoDrive, sq. m <i>Including special show area (including conference-halls and demonstration areas)</i>	7 930* 525*
Number of exhibitors elcomUkraine, EIA and TechnoDrive <i>Including foreign exhibitors</i>	388* 92*
Brands represented	754
Countries represented	12* (Ukraine, Germany, Czech Republic, Italy, Austria, Poland, Russia, China, Turkey, Lithuania, Belarus and Spain)
Number of visits	13 514* (including “Electronics and Industrial Automation 2011” and “TechnoDrive 2011” trade shows)
Number of visitors	12 108* (including “Electronics and Industrial Automation 2011” and “TechnoDrive 2011” trade shows)

**Data is currently being audited. Auditing guarantees participants and visitors objective and trustworthy information, which allows the marketing opportunities offered by the trade show to be properly evaluated. Auditing of statistical data is carried out by BDO Balance-Audit according to the UFI Calculation Standards and Definitions for carrying out exhibitions.*

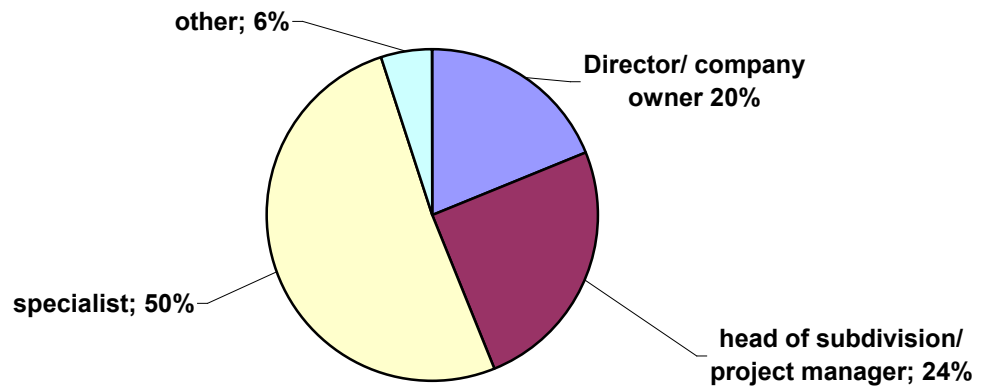
Distribution of visitors by day of trade show



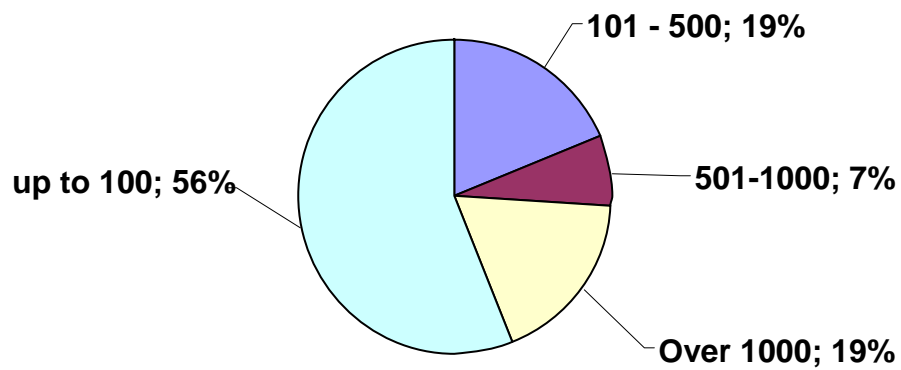
Distribution of visitors by fields:

Power engineering	43%
Electrical engineering industry	36%
Construction, architecture	24%
Trade	16%
Machine-building, metallurgy	13%
Communications and telecommunications	9%
Transport	5%
Food industry	4%
Municipal economy	4%
Oil and gas-proceeding industry	3%
Mining industry	2%
Chemical industry	2%

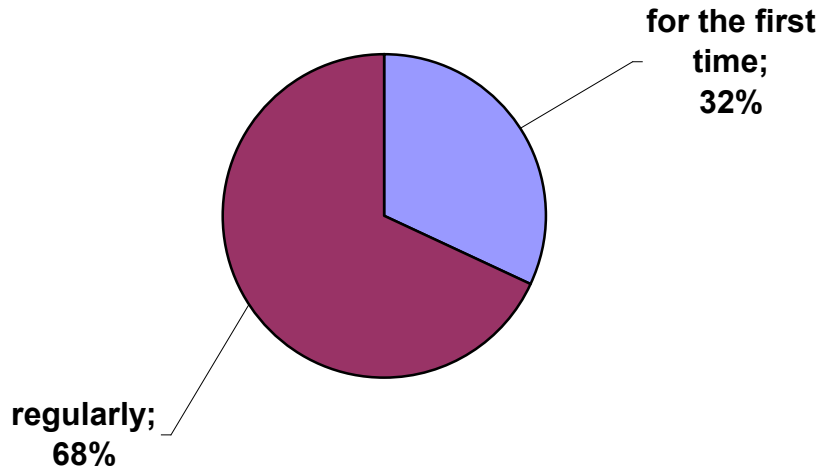
1. By **position_held** at the enterprise where they work, visitors were distributed as follows:



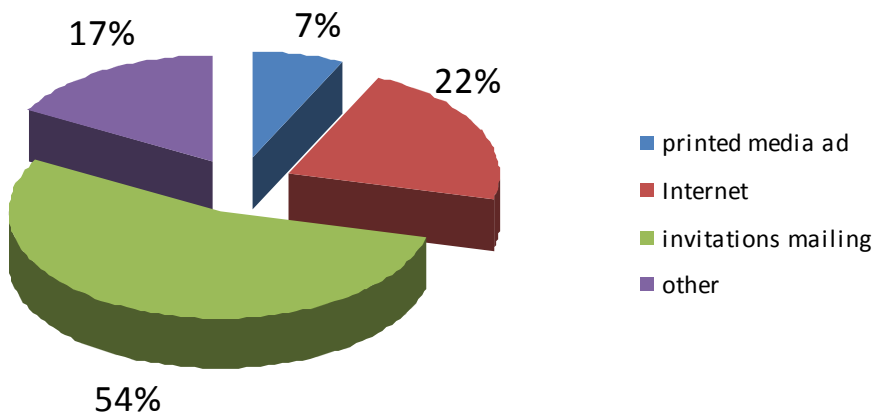
2. Visitors represented the following types of **enterprise (by number of employees)**:



3. Information on **attendance of visitors to the trade show**:



4. Sources of information on the trade show:



5. Company functions:

